




TextileArtist.org Stitch Club

Workshop library




Embroidery with natural materials with Claire de Waard

A workshop all about natural texture. Explore the use of locally foraged materials in your embroidered artwork.




TEXT - Transfer and transform with Cherilyn Martin

Create a textile work with a personal narrative. A mixed media workshop using transfer paint techniques, printing and stitched text.



Meditations on time – stitched mandalas with Richard McVetis

How to use embroidery as a meditation tool. Design and stitch a mandala. Improve your patience and focus.



Storytelling through embroidery with Livia Papiernik

Creating stitched stories. Use traditional crewel work techniques to translate your stories into imaginative embroidered artworks.




TextileArtist.org Stitch Club

Workshop library



Emotional expression with textile masks with Kate Tume

Explore the idea of masking your emotions as a form of self defence or self care. Create and embellish a wearable mask using hand stitch.



Stitching in the round with April Sproule

A workshop all about circles, influenced by Japanese boro stitching. Discover some of the many ways you can use circles to add visual impact to your work.



3D hand embroidery with Chloe Patience

Add some height to your work. Compose your own abstract design, then experiment with raised stitches including satin stitch, couching and turkey work.



Imperfect images in stitch with Cas Holmes

How to develop artworks from found images, text or your own photographs, to capture a sense of time and place.




TextileArtist.org Stitch Club

Workshop library



Nature collections in stitch with Yvette Phillips

Make a textile work inspired by natural history or a personal collection. Explore colours and composition, using appliqué and hand embroidery to create your design.



Single thread stitched portraits with Susie Vickery

Create delicate sketched portraits using stitch and appliqué. Capture a likeness using just one thread colour.



Embroidered scrap bowls with Meredith Woolnough

Make an experimental embroidered bowl using scrap threads and fabric. You'll learn how to create sculptural shapes using dissolvable fabric and moulding techniques. This workshop can be completed using hand embroidery if you prefer.



Goldwork bees with Hannah Mansfield

Design and create a goldwork bee. You'll learn some specialised goldwork techniques for padding and filling your embellished creation.



TextileArtist.org Stitch Club

Workshop library



Landscape-inspired mixed media layers with Helen Hallows

Respond to your surroundings by making an intuitive collage, using printing, layering and stitch. You'll build up layers of paper, fabric, or a mixture of both, to create a landscape-inspired piece.



Abstract stitched mono prints with Sue Hotchkis

Create a mono printed and stitched abstract work. Interpret a drawing or photograph using mark making on fabric, which will be used to create a fabric collage.



Experimental bookbinding with Jennifer Collier

Make your own perfect sketchbook using traditional and recycled papers, alongside pages that have emotional value. Include pockets, tags, waxed papers, and personalise your book with stitched embellishment.




Organic structures using blanket stitch with Mirjam Gielen

Create organic designs inspired by nature. Experiment with blanket stitch and appliqué, and grow your own imaginary organism.



TextileArtist.org Stitch Club

Workshop library



Contemporary whitework embroidery with Tracy Franklin

Focus on texture by exploring whitework. This technique traditionally uses white-on-white to create texture and form. Learn the basics of drawn thread work, pulled work and some surface stitching.



Nature's textures using recycled materials with Nerissa Cargill Thompson

How to use recycled materials in your textile art. Create a colourful and textural work inspired by coastal scenes, using appliqué, print and hand stitch.



Making imaginative choices in textile art with Sue Stone

Interpret the same starting image in three completely different ways. This workshop will help you to develop strong and interesting stylistic interpretations, by making choices while exploring colour, technique and materials.



Linen papermaking and meadow embroidery with Corinne Young

Learn how to make paper from flax fibres. You'll create a botanically-inspired embroidery on this handmade paper, using hand or machine embroidery.



TextileArtist.org Stitch Club

Workshop library



Embroidered watercolour paintings with Sam Owen Hull

Create a small abstract stitched painting on paper. Explore mark making techniques, and contrast the speed of painting with the slowness of hand embroidery.



Experimental embroidered worlds with Elnaz Yazdani

Design and make an embroidered world using wire, metal, rubber, plastic objects and beads. Learn how to develop your own stitch style and derive inspiration from these exciting and unusual materials.



Building a palette of threads with Katherine Diuguid

Explore the perception of colour through a detailed exploration of blending threads in the needle. Learn how to create the colours you need, using the colours you have.



Embroidered eye portraits with Elizabeth Griffiths

Stitch a contemporary hand embroidered eye portrait. Learn how to use vibrant colour blocks to add depth and personality to your work.